

User Guide

Compatibility: Prestashop v1.7.x – v9.x.x

For Module Version: 1.0.0



Intended Audience

The content of this document is designed to facilitate the users - managers, supervisors and others of **FMM Advanced Dashboard Module**. A step-by-step instruction has been added to this document to help users to install the module on PrestaShop.

As a safe practice always, backup your files and database before installing any module on PrestaShop. If you are looking for someone to install the module, we can do it for you as well. Just go to the support section share the order id to expedite the installation process.

Once you have installed, please see the User Guide to help you understand on how to use the module to its full capacity. If you still have questions feel free to contact us on the support platform where you bought this module.

If you have any custom requirements feel free to touch base with us.



Contents

Intended Audience	ii
Overview	iv
Installation Instructions	v
User Guide	vi
Module Configuration:.....	vi
Dashboard Controls	vi
Store Health Section	vi
Performance Summary Cards	vi
Orders Timeline	vi
Profit & Margin Dashboard	viii
Products and Sales.....	viii
Forecast	ix
Conversion Funnel Analysis.....	ix
Forecast Breakdown	x
Payment Distribution.....	x
Store Tips & Alerts	x
Module update detection	xi
Disclaimer	xii
Support	xii
Customization	xii



Getting Started!

Overview

Transform your PrestaShop back office with an advanced analytics dashboard designed to keep all your essential store data in one place. Track sales, profits, customer activity, forecasts, and store health through interactive reports and actionable insights. Make faster, data-driven decisions and monitor your business performance without switching between multiple pages.

Compatible with: PrestaShop 1.7 to 9.x



Installation Instructions

1. Go to Modules → Modules Manager → Click Upload a Module → Browse for Downloaded Module ZIP file and click Upload this module.
2. Click Proceed with Installation.
3. Make sure Cache is disabled in Advance Parameters → Performance.
4. Go to Modules → Modules Manager → FMM Advance Dashboard



User Guide

Module Configuration:

After installing the module go to Modules > Module Manager > FMM Advance Dashboard. Here you will see all the configuration for your module.

The dashboard displays real-time store insights based on the selected date range.

Dashboard Controls

- [Export CSV](#)

The **Export CSV** button allows you to download dashboard statistics for the selected date range.

- [Demo Mode](#)

Enable **Demo Mode** to display sample data for demonstration or testing purposes without affecting your actual store statistics.

Store Health Section

The **Store Health** panel highlights important operational issues that may require attention. It includes; Orders to Ship, Abandoned Carts, Out of Stock Products, Low Stock Products.

Performance Summary Cards

The dashboard provides four key performance indicators (KPIs) at a glance, including; Sales, Orders, Average Cart, Visits.

Orders Timeline

The **Orders Timeline** section helps identify when customers place orders most frequently.



Advanced Dashboard

FMM Advance Dashboard
PrestaShop default Dashboard

Export CSV
Demo mode
This month
06/01/2026
06/17/2026
Filter by

Store health 4 items need attention

Orders to ship 3

Abandoned carts 12

Out of stock products 2

Low stock products 5

SALES

\$36,510.13

↑ 13.6% vs last month

ORDERS

471

↑ 11.1% vs last month

AVERAGE CART

\$77.52

↑ 5.3% vs last month

VISITS

17088

↑ 8.7% vs last month

STORE ACTIVITY

18608
Products sold

- **Active shopping carts**
Updated in the last 30 min 12
- **Abandoned carts**
Between 24 and 48 hours ago 34
- **Visitors online**
Active in the last 30 min 18
- **New customers**
Registered in selected period 68
- **Pending orders**
Paid but not shipped yet 7

AVERAGE SALES

Sales Reset range

● Revenue ● Target

ORDERS TIMELINE This month

By hour By weekday

Peak hour:

17:00
(19)

Peak day:

Fri
(31)

TOTAL VISITOR This month

3415 ↑ 1.8%

Visits - 2220 unique

google.com	300
prestashop.com	250
Direct link	180

RECENT ACTIVITY

Latest order products View all

Red Jacket

Qty: 2 \$1,500

5 minutes ago

New products View all

Black Jacket

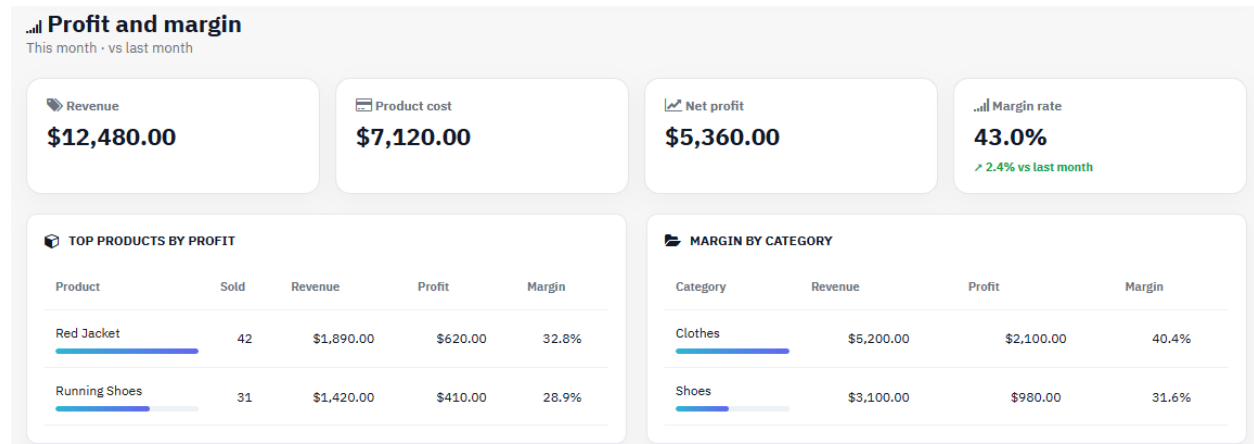
Added 12 minutes ago



Profit & Margin Dashboard

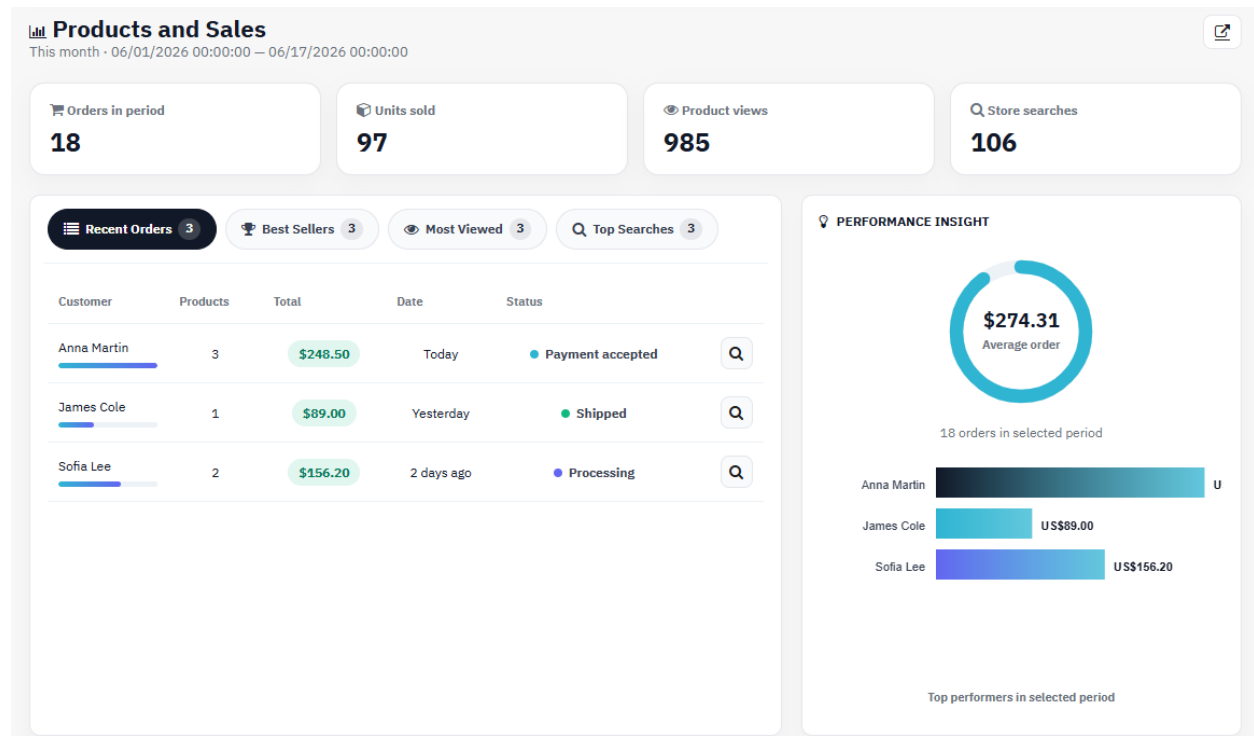
The Profit & Margin Dashboard provides a quick overview of your store’s financial performance, like, revenue, product cost, net profit and margin rate.

Apart from this, you can also view the top products by profit and margin by categories.



Products and Sales

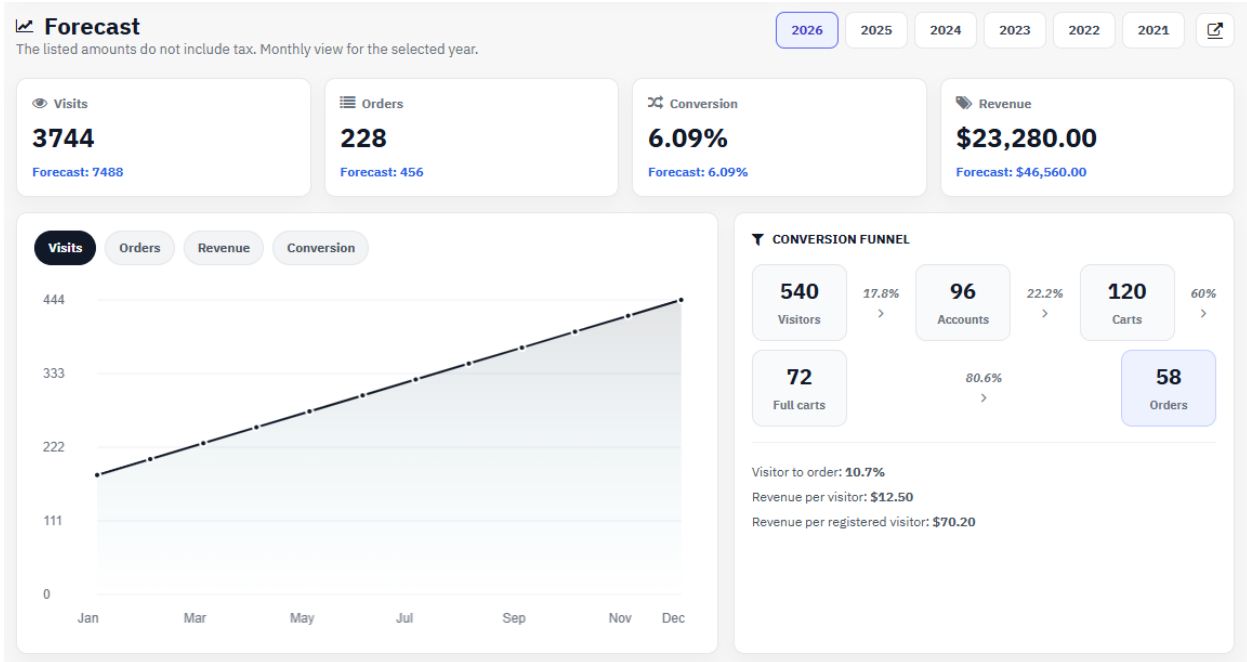
This section will show the number of orders placed in the selected duration. Also, performance insights can be seen in an interactive graph.





Forecast

The Forecast dashboard opens with the latest available forecast data and displays the selected year. At the top of the dashboard, you will find four KPI cards, i.e.; visits, orders, conversion, and revenue.



Conversion Funnel Analysis

The Conversion Funnel helps you understand how users move through the purchasing journey.

The funnel displays the number of users at each stage and the percentage conversion between stages.



Forecast Breakdown

This section provides a detailed overview of store performance metrics and projected results.

FORECAST BREAKDOWN

Revenue
Orders
Visits

\$23,280.00
Total revenue

- Dec 12.6%
- Nov 11.8%
- Oct 11%
- Sep 10.3%
- Aug 9.5%
- Jul 8.7%
- Others 36.1%

Period	Visits	Registrations	Orders	Products	Registration %	Conversion %	Revenue
Jan	180	12	8	20	6.67%	4.44%	\$950.00
Feb	204	13	10	25	6.37%	4.9%	\$1,130.00
Mar	228	14	12	30	6.14%	5.26%	\$1,310.00
Apr	252	15	14	35	5.95%	5.56%	\$1,490.00
May	276	16	16	40	5.8%	5.8%	\$1,670.00
Jun	300	17	18	45	5.67%	6%	\$1,850.00
Jul	324	18	20	50	5.56%	6.17%	\$2,030.00
Aug	348	19	22	55	5.46%	6.32%	\$2,210.00
Sep	372	20	24	60	5.38%	6.45%	\$2,390.00
Oct	396	21	26	65	5.3%	6.57%	\$2,570.00
Nov	420	22	28	70	5.24%	6.67%	\$2,750.00
Dec	444	23	30	75	5.18%	6.76%	\$2,930.00
Total	3744	210	228	570	-	-	\$23,280.00
Average	624	35	38	95	5.61%	6.09%	\$3,880.00
Forecast	7488	420	456	1140	-	-	\$46,560.00

PAYMENT DISTRIBUTION

Payment method	Orders	Sales	Average cart
PayPal	18	\$2,450.00	\$136.10
Bank transfer	11	\$1,680.00	\$152.70
Card	9	\$1,320.00	\$146.70

TODAY'S STORE TIP Catalog Today's tip

2 active products are out of stock. Restock key items to avoid lost sales.

[View details >](#)

Payment Distribution

This section provides insights into customer payment preferences, i.e., PayPal, bank or other cards.

Store Tips & Alerts

In the last, actionable recommendations and notifications can be seen that helps you identify opportunities and potential issues that may affect sales or operations.



Module update detection

Navigating Modules > Module Manager, you can see the modules that need to be updated (if you are using them from FME Modules).

Module Manager > Modules

Module manager

Modules Alerts ¹ Updates ⁴⁵

i FME Sync: 2 module(s) installed and all are up to date. Check latest updates now x



Disclaimer

It is highly recommended to backup your server files and database before installing this module.

No responsibility will be taken for any adverse effects occurring during installation.

It is recommended you install on a test server initially to carry out your own testing.

Support

If you need more information or have any questions or problems, please refer to our support helpdesk:

You can log a ticket and a support technician can assist you further.

Customization

If you have requirements that are not covered by our module and you need to have our module customized, feel free to contact us through support helpdesk.