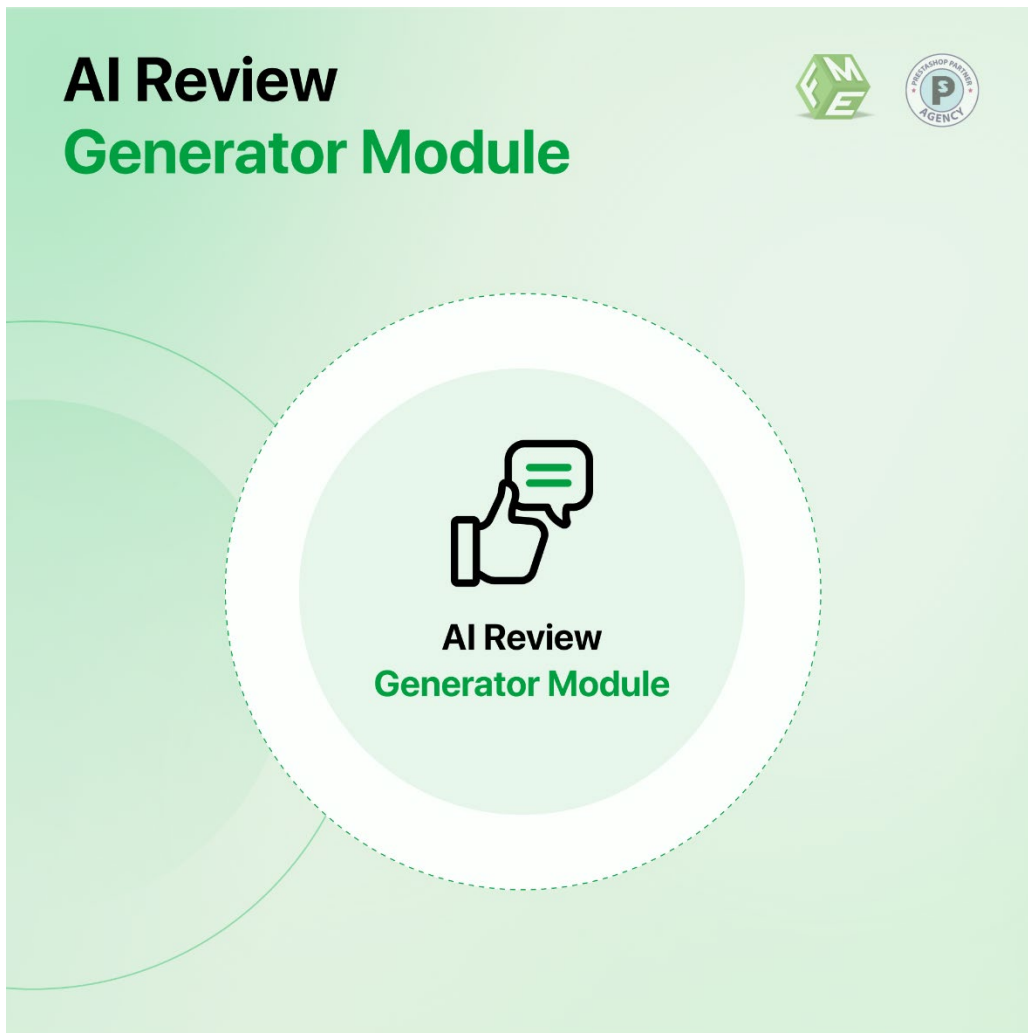




FME Modules



**PrestaShop Module
User Guide**



INTENDED AUDIENCE

The content of this document is designed to facilitate the users - managers, supervisors, and others of the **AI Review Generator** PrestaShop Module. A step by step instruction has been added to this document to help users to install the module on PrestaShop.

As a safe practice always backup your files and database before installing any module on PrestaShop. If you are looking for someone to install the module, we can do it for you as well. Just go to the following link and let support know the order id to expedite the installation process.

Once you have installed please see the User Guide to help you understand how to use the module to its full capacity. If you still have questions feel free to contact us on the support platform where you bought this module.

If you have any custom requirements feel free to touch base with us.



TABLE OF CONTENTS

INTENDED AUDIENCE.....	ii
TABLE OF CONTENTS.....	iii
INSTALLATION INSTRUCTIONS	iv
USER GUIDE.....	v
HOW TO CONFIGURE MODULE.....	v
MODULE CONFIGURATION	v
SETTINGS	v
AI COMMENT RULES.....	vii
AI COMMENTS LIST.....	ix
DISCLAIMER	xii
SUPPORT.....	xii
CUSTOMIZATION	xii



INSTALLATION INSTRUCTIONS

1. Log in to **PrestaShop** administration panel, go to **Modules** → Click **Add new module**
2. Select **v1.0.0aireviewgenerator.zip** which you have downloaded and click **Upload this Module**
3. Scroll down and find **AI Review Generator** and click **Install**
4. **Clear Cache** in **Advance Parameters** → **Performance**



USER GUIDE

HOW TO CONFIGURE MODULE

At the backoffice, go to **Modules > Module Manager > AI Review Generator**. Click the Configure button to redirect to the settings options.

MODULE CONFIGURATION

The screenshot shows the PrestaShop Module Manager interface. On the left is a sidebar with navigation options: IMPROVE, Modules (selected), Marketplace, Module Manager, and Design. The main area displays two modules:

- AI Review Generator**: v1.0.0 - by FMM. Description: Prestashop AI Review Generator - Generate and add reviews to all products based on AI. Action: Configure.
- Product Comments**: v5.0.3 - by PrestaShop. Description: Allow users to post reviews on your products and/or rate them based on specific criteria. Action: Upgrade.

SETTINGS

Basic settings of the module could be done here.

The screenshot shows the 'Settings' page for the AI Review Generator module. It contains the following configuration fields and instructions:

- OpenAI API KEY**: A text input field. Instruction: Enter your API KEY in order to use the module. Get Secret key From: <https://platform.openai.com/account/api-keys>
- OpenAI Model**: A dropdown menu currently set to 'GPT-4o'. Instruction: Select your API Model. Get Model List From: <https://platform.openai.com/docs/models/overview>. Note: For best results select the latest AI model Gpt-4o.
- * OpenAI Max Token**: A text input field with the value '65'. Instruction: Limits the number of tokens/words that can be generated in a single request (40-70) for a medium length content.
- * OpenAI Temperature**: A text input field with the value '1'. Instruction: Parameter that controls the "creativity" or randomness of the text, 0 to 1:
- * OpenAI Cron Url Token**: A text input field. A 'Generate Token' button is located to its right. Instruction: Non refresh token which you need to set with Cron Link:
- * Reviews per Cron**: A text input field. Instruction: Limits the number of reviews that can be generated in a single cron request:
- Cron Url to Auto Generate Product review**: A text input field. Instruction: To Make auto reviews for the products with OpenAI, the CRON JOB needs to be executed in Cron Job module: <https://aireviewgenerator.bestprestashopmodules.net/fmmopenai?token=F3EM2FPNHGA9F6PFOB8FNJO68918GK1>. Note: Generate the token first, save the form, and then run the cron to generate reviews.



- **OpenAI API Key:** Enter your API key here. To get the key use following link: <https://platform.openai.com/account/api-keys>.
Note: You need to have OpenAI account to get APIs.
- **OpenAI Model:** Select your API Model from here. Multiple options available.
- **OpenAI Max Token:** Option to limit the number of tokens that can be generated in a single request. Recommended limit is 40-70 for a medium length content.
- **OpenAI Temperature:** This represents the parameter that controls the “creativity” or randomness of the text. Value must be 0 or 1. Higher values = more randomness
- **OpenAICron URL Token:** A secure token for automating review generation via cron jobs.
- **Review Per Corn:** Sets the number of AI-generated reviews to be created per cron execution. It is recommended that you use a low number as the number is higher the speed will become high.
- **Cron URL to Auto Generate Product Review:** Each time you need to generate review you need to run the corn job. Just copy this link and paste in browser and press enter.



AI COMMENT RULES

Admin can create multiple rules for reviews. Multiple reviews could be generated with respect to these rules. Rules can be accessed from the left hand side tab.

ID	Title	Start Date	End Date	Rule	Allow Reviews	Active	
1	AI Comment Rule 1	2023-09-21	2023-09-23	product	10	<input checked="" type="checkbox"/>	Edit
2	AI Comment Rule 2	2023-09-21	2023-09-22	product	5	<input checked="" type="checkbox"/>	Edit

Admin can add new rules or edit the previous one.

Add/Edit Review Rule

*** Title**
For back office use only.

*** Status** Yes

Select Rule

Rule Type
<input type="radio"/> Has Product
<input type="radio"/> Has Category

Minimum Rating

Maximum Rating

*** Keywords for Review Content**
Add Keywords for Review Content, example: Good Product, Fast Shipping, Excellent Price, Damaged Product etc.

Review Language

Review Minimum Words Review Maximum Words

*** OpenAI Prompts**
Instructions for generating AI-powered reviews:
You can use the following built-in variables to customize the review:
[product_name], [description_short], [product_price], [product_category], [product_reference], [max_words], [min_words], [keywords]
Optimized Review Prompt:
Use the prompt below or modify it by changing "positive" to "negative" or "balanced" to match the tone of the review you want to generate.
Write a positive customer review for [product_name] priced at [product_price]. Include these keywords if relevant: [keywords]. Keep the review between [min_words] and [max_words] words. Be specific, enthusiastic, and authentic.
Note: *Ensure that the selected rating aligns with the tone of the prompt you have chosen.*

*** Start Date**

*** End Date**

*** Total No of Reviews**

- **Title:** Title for this rule only.
- **Status:** Enable or disable this rule.



- **Select Rule:** Rule could be Product or Category Based. You can either select one particular product or whole categories.
- **Min – Max Rating:** Option to set minimum and maximum star ratings for the reviews.
- **Keywords for Review Content:** Option to add Keywords for the review content. These keywords will be used by the engine to generate the reviews.
- **Review Language:** Select the language for the reviews that are to be generated.
- **Review Minimum – Maximum Words:** Select upper and lower limit for review word count.
- **OpenAI Prompts:** Here you will enter the prompt according to which OpenAI will generate reviews. You can also use variable to refine the review.

For Example:

“I would like to write a positive review for [product_name] which I got for [product_price]”

Our module will replace product_name with the name of the product for which review needs to be generated and product_price with the actual price.

You can use the following built-in variables to customize the review:

[product_name], [description_short], [product_price], [product_category], [product_reference], [max_words], [min_words], [keywords]

Optimized Review Prompt:

Prompt Optimization:

Use the prompt below or modify it by changing "positive" to "negative" or "balanced" to match the tone of the review you want to generate:

Write a positive customer review for [product_name] priced at [product_price]. Include these keywords if relevant: [keywords]. Keep the review between [min_words] and [max_words] words. Be specific, enthusiastic, and authentic.



Note: Ensure that the selected rating aligns with the tone of the prompt you have chosen.

- **Start & End Dates:** Reviews will be generated between the dates selected here.
- **Total No of Reviews:** Total number of review you need this rule to generate.

Note: After you have created the rule, you need to run the corn job in order for reviews to be generated. See previous section for more information

AI COMMENTS LIST

Admin can view a list of all the generated reviews here. You can reach here from the AI Review Generator Tab in the menu.

ID	Review title	Review	Author	Rating	Product	Date	
7	"Outstanding Performance and Stunning Design: Apple iPhone 13 Pr	We highly recommend the Apple iPhone 13 Pro Max. It's very affordable and works with all carriers. The battery life is also excellent. You can read more details in the customer reviews on Amazon...	Claire Bradley	5/5	Apple iPhone 13 Pro Max	2023-09-21 03:06:51	Detail
8	"Outstanding Performance and Best Features: Apple iPhone 13 Pro	a great product. However, I will not be able to do that. I will not be able to do that because the phone I have is totally dysfunctional. I have had this phone for a month and a half and it is the most frustrating piece of technology I have ever owned. It is a phone that is designed to be used by...	Sarah SmithLuoxetineted	5/5	Apple iPhone 13 Pro Max	2023-09-21 03:07:24	Detail
9	"Exceptional Quality and Innovation: Apple iPhone 13 Pro Max Set	iPhone 6s Plus, 128GB, Silver - Fully Unlocked (Renewed) Fully unlocked and compatible with any carrier of choice (e.g. AT&T, T-Mobile, Sprint, Verizon, US-Cellular, Cricket, Metro, etc.).The device does not come with headphones or a SIM card. It...	John Smith	4/5	Apple iPhone 13 Pro Max	2023-09-21 03:09:35	Detail
10	"Outstanding Innovation: Apple iPhone 13 Pro Max Delivers Except	The only thing I don't like about this cell phone is that it is so expensive...	Sophia Simpson	4/5	Apple iPhone 13 Pro Max	2023-09-21 03:10:00	Detail
11	"Outstanding and Efficient: Apple iPhone 13 Pro Max delivers Top	This is a great product, but I find it to be overpriced. I would have given it 5 stars if the price wasn't such a dealbreaker for me...	Sarah Edwards	5/5	Apple iPhone 13 Pro Max	2023-09-21 03:10:21	Detail
12	"Best-in-Class: Apple iPhone 13 Pro Max Delivers Exceptional Qua	This is a fantastic product that I have enjoyed using. It is great for me and I can say that it is good to have this cell phone. I love it so much because it is really fantastic. I would recommend it to anyone...	Andrew Schneider	4/5	Apple iPhone 13 Pro Max	2023-09-21 03:12:17	Detail
13	"Apple iPhone 13 Pro Max: The Best Bang for Buck Smartphone with	This phone has great performance, but a big problem—it has no physical buttons. There is no power button, volume buttons, or home button. The screen has no buttons, which is a big problem for users who can't turn off the phone...	Michael Murphy	5/5	Apple iPhone 13 Pro Max	2023-09-21 03:24:00	Detail
14	"Apple iPhone 13 Pro Max: The Best in Class with Exceptional Qua	A smartphone from Apple, which is also known as the best company in the world. Apple is the most famous brand in the world. It is one of the best companies in the world, which is famous for its mobile phones. It is a very popular brand, which is famous for its quality products. Apple is one of the best companies...	Steven Morris	5/5	Apple iPhone 13 Pro Max	2023-09-21 03:24:48	Detail
15	"Pathetic and Horrible: Huawei P50 Pro is Slow as Hell, Not Rec	This is the worst phone I have ever had. I have had several other Chinese phones, but this one is a piece of junk. It lags and freezes constantly. It takes forever to open the camera app. I have to restart it several times a day. The battery can't handle the memory and apps. There are so many bad...	Jonathan Patel	2/5	Huawei P50 Pro	2023-09-21 03:24:55	Detail
16	"Apple iPhone 13 Pro Max: The Best, Very Reliable and Efficient	This is a good product. I have had no problems with the motor or anything else. I would not recommend this product to anyone...	Emma Riley	4/5	Apple iPhone 13 Pro Max	2023-09-21 03:26:47	Detail
17	"Pathetic Performance: Huawei P50 Pro Falls Short in Delivering	A phone that is not only slippery but also has poor design. It is slippery on the back and the sides. I think it is not right to make a phone this slippery. The phone is slippery and it easily drops. The back is very glossy and is made of metal. The phone is at risk of falling out of your hands...	Jonathan Miller	2/5	Huawei P50 Pro	2023-09-21 03:26:53	Detail



Every single detail regarding review could be seen and edited from here by clicking the “**Detail**” button.

A configuration panel titled 'Configuration' with a gear icon. It contains several settings: 'All reviews must be validated by an employee' (toggle on, Yes), 'Allow guest reviews' (toggle off, No), 'Enable upvotes / downvotes on reviews' (toggle on, Yes), 'Anonymize the user's last name' (toggle off, No, with a note 'Display only initials, e.g. John D.'), 'Minimum time between 2 reviews from the same user' (input field with '30' and 'seconds'), and 'Number of comments per page' (input field with '5' and 'comments'). A blue 'Save' button is at the bottom right.

Configuration

All reviews must be validated by an employee Yes

Allow guest reviews No

Enable upvotes / downvotes on reviews Yes

Anonymize the user's last name No
Display only initials, e.g. John D.


Minimum time between 2 reviews from the same user seconds


Number of comments per page comments

Save


- Option to validated reviews by an employee.
- Option to Allow guest reviews.
- Option to Enable upvotes / downvotes on reviews.
- Anonymize the user's last name.
- Option to set the time for a single user to put two reviews.
- Option to show number of reviews on the page.



Reviews waiting for approval						
ID	Review title	Review	Rating	Author	Product	Time of publication
 No records found						

Reported Reviews						
ID	Review title	Review	Rating	Author	Product	Time of publication
 No records found						

- All the pending reviews and Reported reviews can be seen in “Detail” section.

 Add new criterion

Criterion name en ▼

Maximum length: 64 characters

Application scope of the criterion Valid for the entire catalog ▼

Active Yes

Save

- Multiple criterias can be set for reviews.

Approved Reviews							
ID	Review title	Review	Rating	Author	Product	Time of publication	
17	"Pathetic Performance: Huawei P50 Pro Falls Short in Delivering"	A phone that is not only slippery but also has poor design. It is slippery on the back and the sides. I think it is not right to make a phone this slippery. The phone is slippery and it easily drops. The back is very glossy and is made of metal. The phone is at risk of falling out of your hands...	2 / 5	Jonathan Miller	Huawei P50 Pro	09/21/2023	Delete
16	"Apple iPhone 13 Pro Max: The Best, Very Reliable and Efficient"	This is a good product. I have had no problems with the motor or anything else. I would not recommend this product to anyone...	4 / 5	Emma Riley	Apple iPhone 13 Pro Max	09/21/2023	Delete

- Admin can delete the reviews also.



DISCLAIMER

It is highly recommended to backup your server files and database before installing this module.

No responsibility will be taken for any adverse effects occurring during installation.

It is recommended you install on a test server initially to carry out your own testing.

SUPPORT

If you need more information or have any questions or problems, please refer to our support helpdesk:

You can log a ticket and a support technician can assist you further.

CUSTOMIZATION

If you have requirements that are not covered by our module and you need to have our module customized, feel free to contact us through support helpdesk.